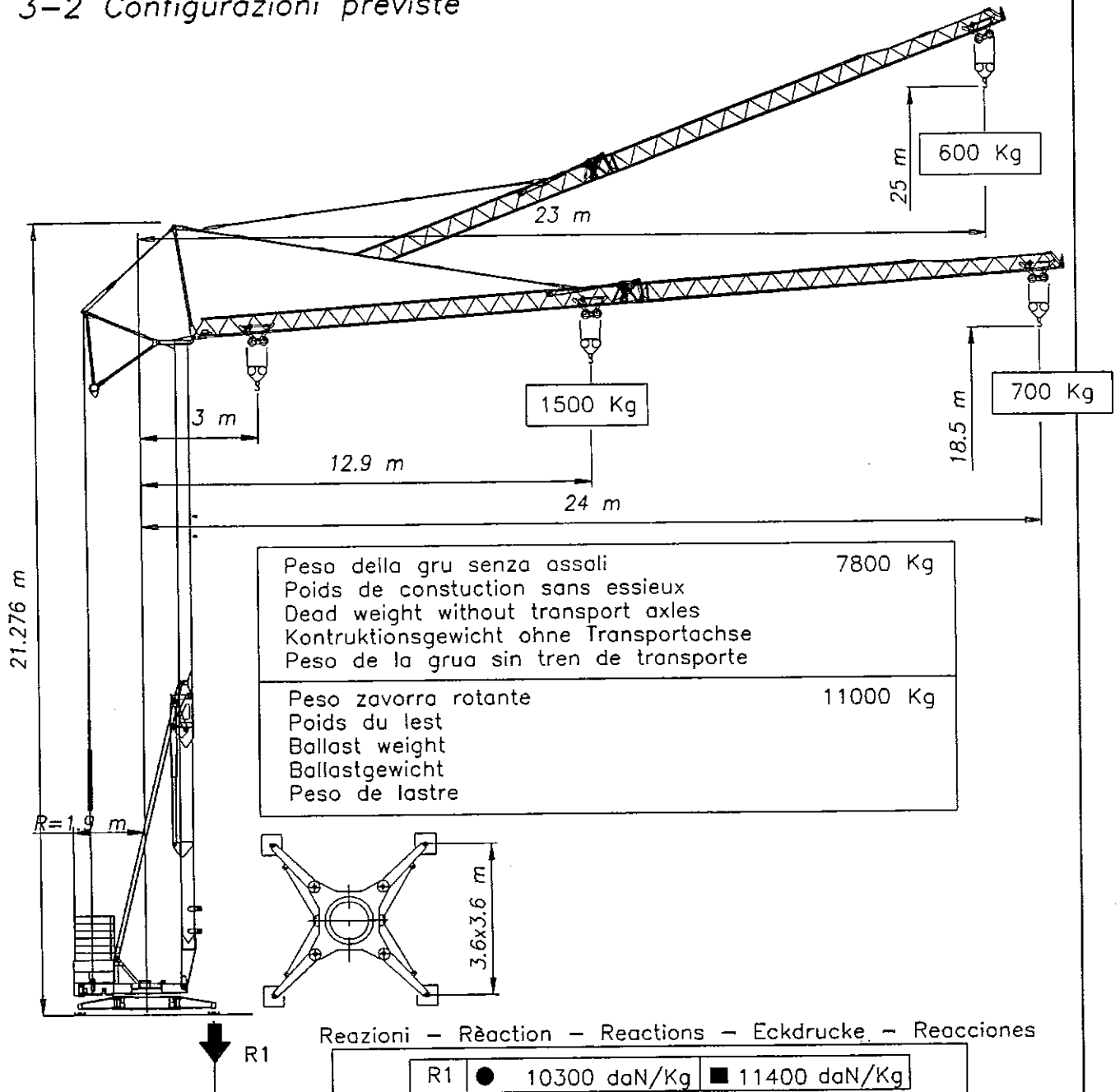


3-2 Configurazioni previste



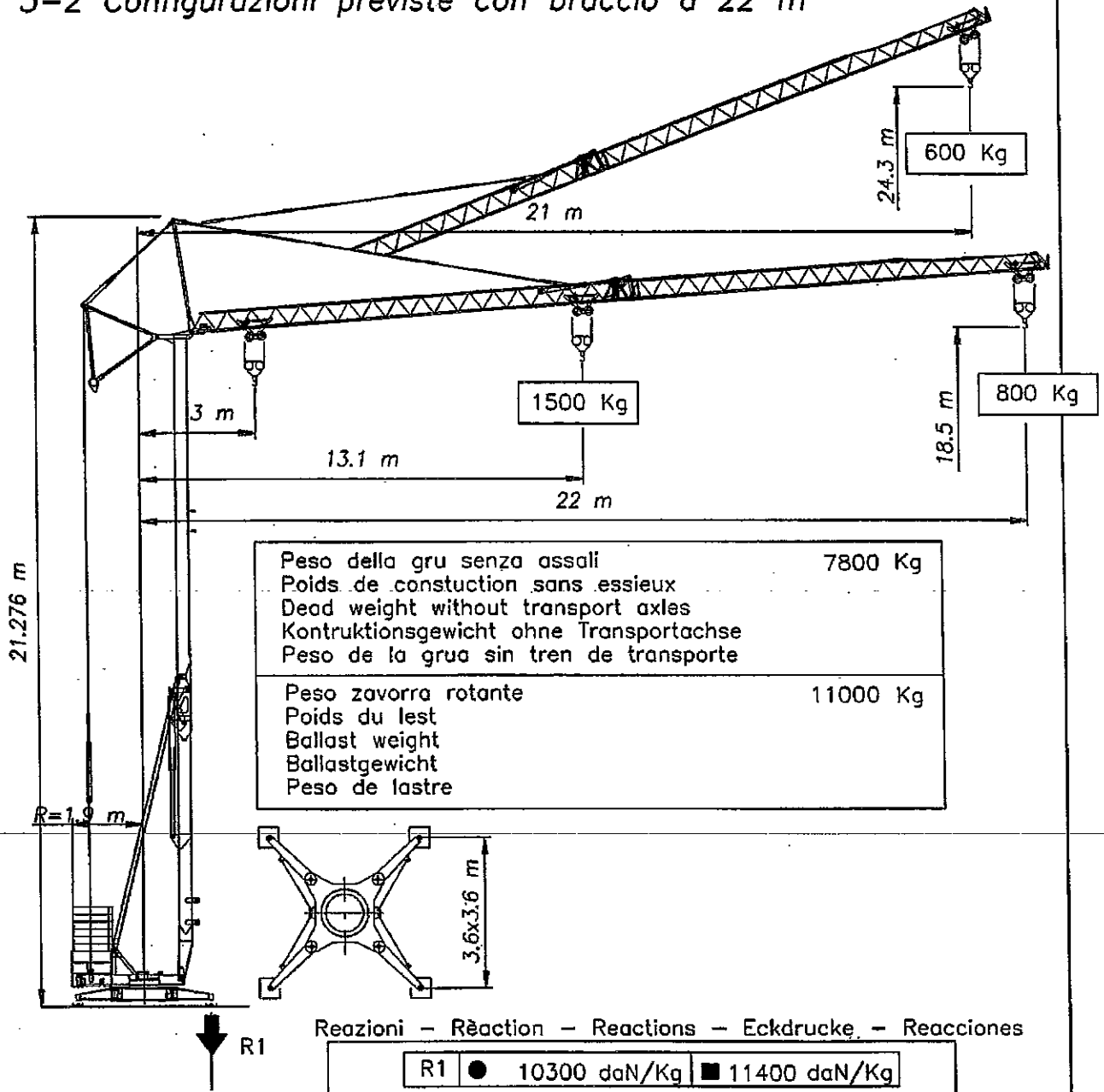
Reazioni - Réaction - Reactions - Eckdrucke - Reacciones

R1	● 10300 daN/Kg	■ 11400 daN/Kg	
●	In servizio	● En service	● In service
■	Fuori servizio	■ Hors service	■ Out of service
●	In Betrieb	● En servicio	
■	Ausser Betrieb	■ Fuera de servicio	

Curve di carico - Courbes de charges - Load diagrams - Lastkurven - Curvas de cargas

	Braccio impennato Flèche relevée Luffing jib Ausieger in Steilstellung Flécha izada							600 Kg cost.	
		12.9	14	16	18	20	22		24
		1500	1350	1150	995	875	780	700	Kg

3-2 Configurazioni previste con braccio a 22 m



Reazioni - Reaction - Reactions - Eckdrucke - Reacciones

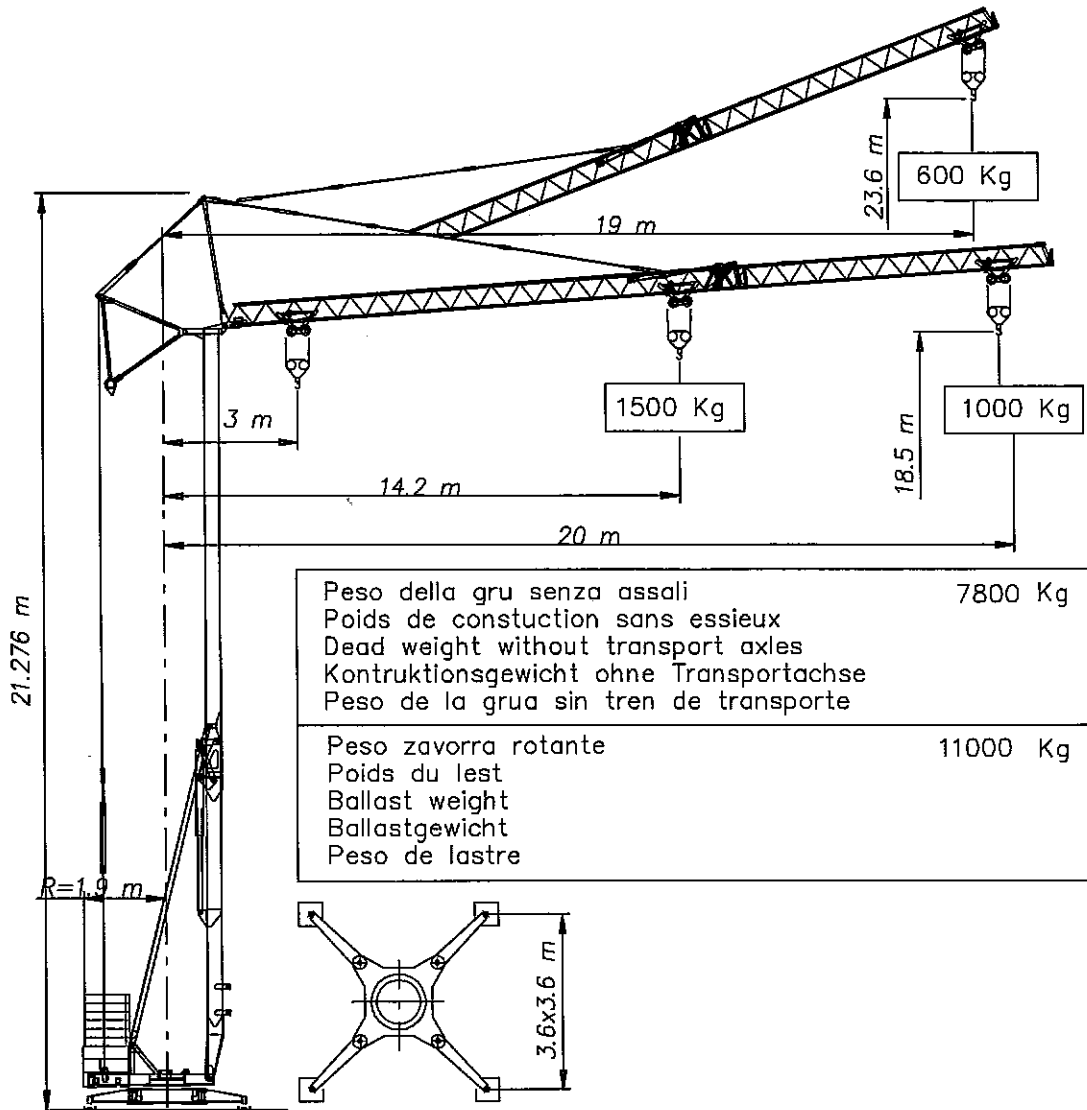
R1 ● 10300 daN/Kg ■ 11400 daN/Kg

● In servizio ● En service ● In service
■ Fuori servizio ■ Hors service ■ Out of service

● In Betrieb ● En servicio
■ Ausser Betrieb ■ Fuera de servicio

Curve di carico - Courbes de charges - Load diagrams - Lastkurven - Curvas de cargas

	Braccio impennato Flèche relevée Luffing jib Ausieger in Steilstellung Flecha izada						600 Kg cost.
	13.1	14	16	18	20	22	m
1500	1385	1180	1020	900	800	Kg	

3-2 Configurazioni previste con Braccio 20m


Peso della gru senza assali Poids de construction sans essieux Dead weight without transport axles Konstruktionsgewicht ohne Transportachse Peso de la grua sin tren de transporte	7800 Kg
Peso zavorra rotante Poids du lest Ballast weight Ballastgewicht Peso de lastre	11000 Kg

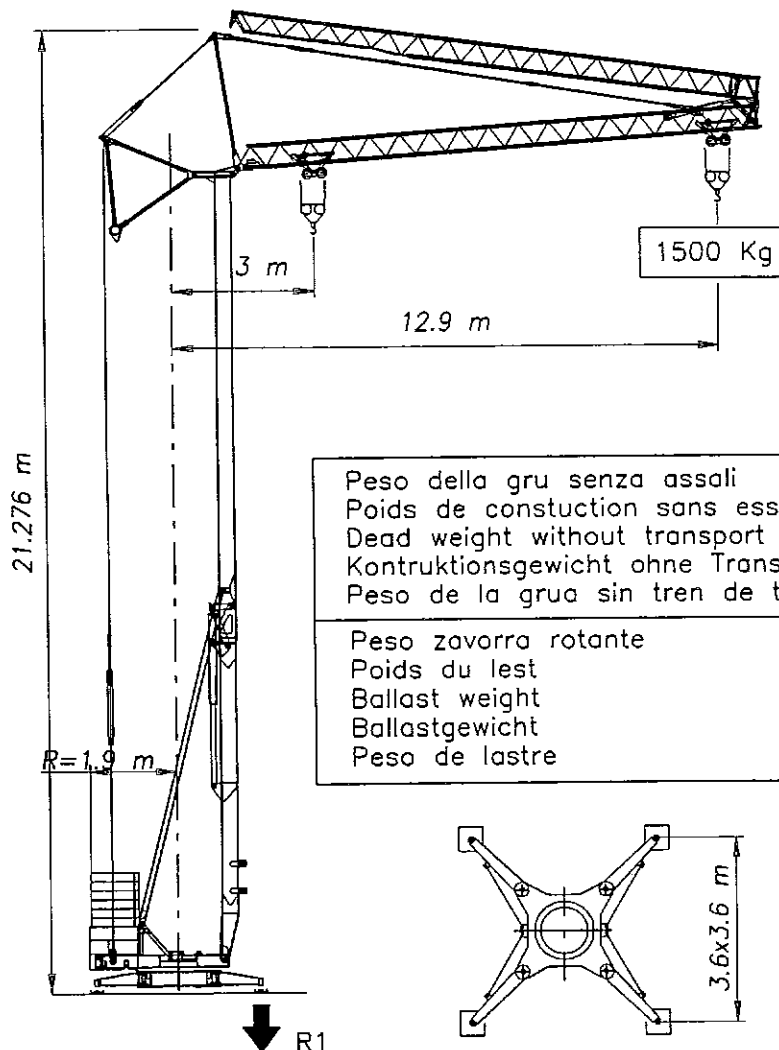
 Reazioni - R₁Action - Reactions - Eckdrucke - Reacciones

R ₁	● 10300 daN/Kg	■ 11400 daN/Kg
●	In servizio	● En service
■	Fuori servizio	■ Hors service
●	In Betrieb	● En servicio
■	Ausser Betrieb	■ Fuera de servicio

Curve di carico - Courbes de charges - Load diagrams - LastKurven - Curvas de cargas

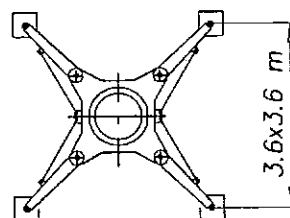
	Braccio impennato FiSche relevSe Luffing jib Ausieger in Stellstellung Flecha izada					600 Kg cost. m Kg
	12	14	16	18	20	
	1500	1500	1310	1135	1000	

Braccio ripiegato



Peso della gru senza assali	7800 Kg
Poids de construction sans essieux	
Dead weight without transport axes	
Konstruktionsgewicht ohne Transportachse	
Peso de la grua sin tren de transporte	

Peso zavorra rotante	11000 Kg
Poids du lest	
Ballast weight	
Ballastgewicht	
Peso de lastre	



Reazioni - R action - Reactions - Eckdrucke - Reacciones

R1	● 10300 daN/Kg	■ 11400 daN/Kg
----	----------------	----------------

● In servizio	● En service	● In service
■ Fuori servizio	■ Hors service	■ Out of service
● In Betrieb	● En servicio	
■ Ausser Betrieb	■ Fuera de servicio	

Curve di carico - Courbes de charges - Load diagrams - LastKurven - Curvas de cargas

	Braccio impennato Fl�che relev�e Luffing jib Ausieger in Steilstellung Flecha izada	600 Kg cost.				
	<table border="1"> <tr> <td>12.9</td> <td>m</td> </tr> <tr> <td>1500</td> <td>Kg</td> </tr> </table>	12.9	m	1500	Kg	
12.9	m					
1500	Kg					